

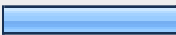


# 2010 Youth Soccer Parent Survey





1. What program did your child participate in? (Mark all that apply.)			Response Percent	Response Count
Atom 1 or Atom 2 Soccer Leagues	<input checked="" type="checkbox"/>		37.0%	10
Boys 34 Soccer League	<input type="checkbox"/>		7.4%	2
Girls 345 Soccer League	<input type="checkbox"/>		22.2%	6
Boys 56 Soccer League	<input type="checkbox"/>		22.2%	6
Girls 678 Soccer League	<input type="checkbox"/>		25.9%	7
Boys 78 Soccer League	<input type="checkbox"/>		0.0%	0
<b>answered question</b>				<b>27</b>
<b>skipped question</b>				<b>0</b>

2. How did you hear about the program? (Mark all that apply.)			Response Percent	Response Count
Park Banner	<input type="checkbox"/>		7.4%	2
Word of Mouth	<input type="checkbox"/>		18.5%	5
Park District Website	<input type="checkbox"/>		14.8%	4
School Flyer	<input type="checkbox"/>		0.0%	0
<b>played Previously</b>	<input checked="" type="checkbox"/>		<b>66.7%</b>	<b>18</b>
FunFormation Guide	<input type="checkbox"/>		29.6%	8
Other (please specify)	<input type="checkbox"/>		0.0%	0
<b>answered question</b>				<b>27</b>
<b>skipped question</b>				<b>0</b>



**3. When did the player last attend a Fall Skills Assessment? (Skill Assessments are one of the tools used to balance talent among the teams.)**

	Response Percent	Response Count
Never 	63.0%	17
Last Fall 	11.1%	3
Before Last Fall 	25.9%	7
<b>answered question</b>		<b>27</b>
<b>skipped question</b>		<b>0</b>



**4. How often do you feel team rosters should be "reset"/"broken up"? (Select one.) \*Leagues divisions occur approximately every 2 to 3 years. Higher leagues have more players per team and play on larger fields.**

	Response Percent	Response Count
Reset every year - promotes competitive balance 	14.8%	4
<b>Reset upon moving up to new leagues - current system; approx 2 to 3 years</b> 	<b>55.6%</b>	<b>15</b>
Reset every four year - allows players, parents and coaches to create strong social bonds 	22.2%	6
Other (please specify) 	7.4%	2
<b>answered question</b>		<b>27</b>
<b>skipped question</b>		<b>0</b>




**5. Which issue should be the most important when the Park District decides how to roster teams? (Select one.)**

	Response Percent	Response Count
<b>Competitive balance - balancing the talent</b> 	70.4%	19
Child plays on team with friends - emphasis on social aspects 	29.6%	8
<b>answered question</b>		<b>27</b>
<b>skipped question</b>		<b>0</b>

**6. Which do you feel is more important to the players' development? (Select one.)**

	Response Percent	Response Count
<b>Equal chance to play; time and position</b> 	96.3%	26
Emphasis on learning how to win 	3.7%	1
<b>answered question</b>		<b>27</b>
<b>skipped question</b>		<b>0</b>

**7. How do you feel about the cost of the program? (Select one.)**

	Response Percent	Response Count
Too expensive	0.0%	0
No opinion 	7.4%	2
<b>Just right</b> 	48.1%	13
A good value 	44.4%	12
<b>answered question</b>		<b>27</b>
<b>skipped question</b>		<b>0</b>

8. Rank order what you feel the Park District should focus on to continue to have a successful soccer program. (Select 1 for the most important issue to you; 8 for the least important issue for you.) \*Each "column" can only have one answer; i.e. no two items can have the same rank order.

	1 Most Important	2	3	4	5	6	7	8 Least Important	Response Count
Quality of fields	0.0% (0)	0.0% (0)	<b>32.0% (8)</b>	12.0% (3)	12.0% (3)	24.0% (6)	12.0% (3)	8.0% (2)	
Quality of officials	0.0% (0)	<b>29.2% (7)</b>	8.3% (2)	<b>29.2% (7)</b>	12.5% (3)	12.5% (3)	4.2% (1)	4.2% (1)	
Quality of coaches	<b>63.0% (17)</b>	11.1% (3)	7.4% (2)	3.7% (1)	7.4% (2)	0.0% (0)	3.7% (1)	3.7% (1)	
Increased emphasis on Sportsmanship	7.7% (2)	19.2% (5)	<b>26.9% (7)</b>	23.1% (6)	15.4% (4)	0.0% (0)	3.8% (1)	3.8% (1)	
Create opportunities for higher competition level	12.0% (3)	4.0% (1)	12.0% (3)	16.0% (4)	12.0% (3)	4.0% (1)	12.0% (3)	<b>28.0% (7)</b>	
More games/practices (longer season)	11.5% (3)	15.4% (4)	0.0% (0)	11.5% (3)	11.5% (3)	11.5% (3)	<b>23.1% (6)</b>	15.4% (4)	
Better competitive balance among teams	3.8% (1)	19.2% (5)	3.8% (1)	3.8% (1)	19.2% (5)	<b>34.6% (9)</b>	3.8% (1)	11.5% (3)	
Indoor soccer programs	0.0% (0)	3.8% (1)	11.5% (3)	3.8% (1)	11.5% (3)	15.4% (4)	<b>30.8% (8)</b>	23.1% (6)	
<i>answered question</i>									
<i>skipped question</i>									

9. Add comments about your coach or the program.

	Response Count
	20
<i>answered question</i>	<b>20</b>
<i>skipped question</i>	<b>7</b>